

Dynamics 365  
Business Central

**IRSP C5**  
**User's Manual**

## Contents

1.Set up IRSP C5 in Business Central.....	6
1.1 Activation with Singpass account.....	7
1.2 Retrieve the Peppol ID Information .....	10
1.3 Deactivate the C5 function at Business Central .....	12
1.4 How to Deactivate C5 from Singpass Account .....	13
2.Customer Registration .....	14
2.1 Customer register to Sesami.....	14
2.2 Customer Activation PINT .....	16
2.3 Customer Card Activation on IRAS C5 .....	21
2.4 Customer Card Activation using Singpass account .....	22
3. Upload Sales Invoice XML Format to Sesami .....	25
3.1 Upload the Sales Invoice XML file to Sesami .....	27
4.Retrieve the Sales Invoice from Peppol Directory.....	29
4.1 Retrieve Sales Invoice Detail .....	29
4.2 Retrieve the Sales Invoice Acknowledgement .....	32
4.3 Upload the Sales Credit Memo XML file to Sesami .....	33
4.4 Retrieve the Sales Credit Memo from Peppol Directory.....	35
4.5 Retrieve the Sales Credit Memo Events .....	38
5.Upload Purchase Invoice XML Format to Sesami.....	40
5.1 Upload the Purchase Invoice XML file to Sesami .....	40
6. Retrieve the Purchase Invoice from Peppol Directory.....	43
6.1 Accept or Refuse Supplier Invoice .....	44
6.2 Retrieve the Purchase Invoice Events .....	47
6.3 Upload the Purchase Credit Memo XML file to Sesami .....	49
6.4 Retrieve the Purchase Credit Memo from Peppol Directory.....	52

6.5 Accept or Refuse Supplier Credit Memo ..... 54  
6.6 Retrieve the Purchase Credit Memo Events..... 56  
7. Get XML Peppol file..... 58

CONFIDENTIAL

## **List of Tables and Figures**

Figure 1 Trigger C5 Activation .....	6
Figure 2 Confirmation Singpass access .....	7
Figure 3 C5 Activation with Singpass authentication.....	7
Figure 4 Log in to Singpass account for final step of C5 activation .....	8
Figure 5 C5 activation successfully.....	9
Figure 6 Use Refresh C5 Status to get latest C5 status.....	10
Figure 7 Latest C5 status reflected in system .....	11
Figure 8 Trigger C5 Deactivation .....	12
Figure 9 Confirmation Singpass access .....	13
Figure 10 C5 Deactivation with Singpass authentication.....	13
Figure 11 Register New Customer for InvoiceNow .....	14
Figure 12 New Customer Registered to Peppol.....	15
Figure 13 Activate PINT Profiles .....	16
Figure 14 Choose Profiles to Activate.....	17
Figure 15 Insert OTP Sent to Customer Email .....	18
Figure 16 Email Received on Customer.....	18
Figure 17 PINT Profiles Status Updated in System .....	19
Figure 18 Customer will receive success notification on email.....	20
Figure 19 Trigger C5 Activation .....	21
Figure 20 Confirmation Singpass access .....	22
Figure 21 Singpass Authentication.....	22
Figure 22 Singpass Login.....	23
Figure 23 C5 Activation Success.....	24
Figure 24 Use Refresh C5 Status to Reflect Latest C5 Status.....	24
Figure 25 Export Package to generate XML file .....	25
Figure 26 XML File generated from Business Central.....	26
Figure 27 Upload XML file generated from Business Central to Sesami.....	27
Figure 28 Successfully upload to Sesami .....	28
Figure 29 Go to Business Central and open Accts. Sales (Sales Invoices) .....	29
Figure 30 Retrieve Sales Invoices data from Sesami .....	29
Figure 31 Open the Invoice detail by clicking on Peppol Directory ID .....	29
Figure 32 Detail information of the Invoice .....	30
Figure 33 Choose the Delivery Channel .....	31

Figure 34 Success Message when choose Sent to IRAS .....	31
Figure 35 Retrieve Invoice Events to get Acknowledgement ID and Transmission ID .....	32
Figure 36 Export Package to generate XML .....	33
Figure 37 Exported XML Result .....	34
Figure 38 Upload Exported XML to Sesami .....	34
Figure 39 Retrieve Latest AR from Sesami in BC .....	35
Figure 40 Open Detail Page by Clicking on Peppol Directory ID .....	35
Figure 41 Choose delivery channel to send out Credit Note .....	36
Figure 42 Retrieve Invoice Events.....	37
Figure 43 Events to see all events related to this Credit Note .....	38
Figure 44 See all the timeline of this Credit Note .....	39
Figure 45 PI Export Package.....	40
Figure 46 PI XML Result .....	41
Figure 47 Upload Exported XML to Sesami .....	42
Figure 48 Refresh AP in BC and Open the detail.....	43
Figure 49 Choose to Accept or Refuse this PI .....	44
Figure 50 Retrieve Invoice Events.....	45
Figure 51 Get IRAS Acknowledgement ID .....	46
Figure 52 Navigate to Events to see Invoice Timeline .....	47
Figure 53 Invoice Timeline .....	48
Figure 54 Purchase Credit Memo Export .....	49
Figure 55 Purchase Credit Memo XML Result .....	50
Figure 56 Purchase Credit Memo Upload Sesami .....	51
Figure 57 Refresh BC and Open Account Payable Detail .....	52
Figure 58 Choose Accept or Refuse Purchase Credit Memo.....	53
Figure 59 Retrieve Events .....	54
Figure 60 Get IRAS Acknowledgement ID .....	55
Figure 61 Navigate Events to Show Timeline.....	56
Figure 62 PCN Timeline .....	57
Figure 63 Get Peppol XML File .....	58
Figure 64 Added to File Storage Parts .....	59
Figure 65 Click the File Storage Link to download XML File.....	60

# 1. Set up IRSP C5 in Business Central

This section will discuss the activation of C5 under Business Central.

The screenshot shows the 'Company Information' page in Business Central. At the top, there are navigation icons and a 'Saved' status. Below the title, there are buttons for 'Refresh Peppol Client Data', 'Refresh C5 Status', 'Activate C5' (highlighted with a red box), and 'Deactivate C5'. The 'Company Information' section contains various fields for address, contact, and identification. The 'Peppol Directory' section contains fields for Peppol ID, Peppol Client Number, Peppol Platform ID, Peppol Client ID, UEN, and SG C5. The 'SG C5' field is highlighted with a red box and shows the status 'Inactivated'. The 'cronus' logo is visible in the 'Picture' field.

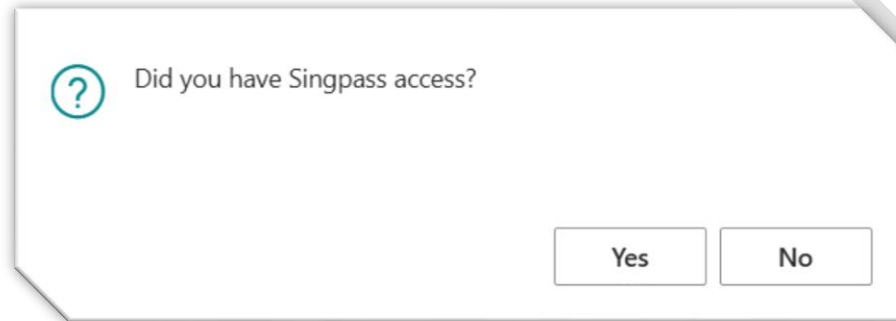
Field	Value
Address	420 North Bridge Road
Address 2	#05-38
City	Singapore
Post Code	SG-038988
Country/Region Code	SG
Contact Name	Adam Matteson
Phone No.	0666-666-6666
GLN	
Use GLN in Electronic Documents	<input type="checkbox"/>
Picture	
Company UEN	SGTSTARISTOUTEST02
GST	MX0199000G
Peppol ID	0195SGUEN202400012W
Peppol Client ID	15101
Peppol Client Number	40015084
Peppol Platform ID	15
UEN	202400012W
SG C5	Inactivated

Figure 1 Trigger C5 Activation

Navigate → Company information → Click Activate C5

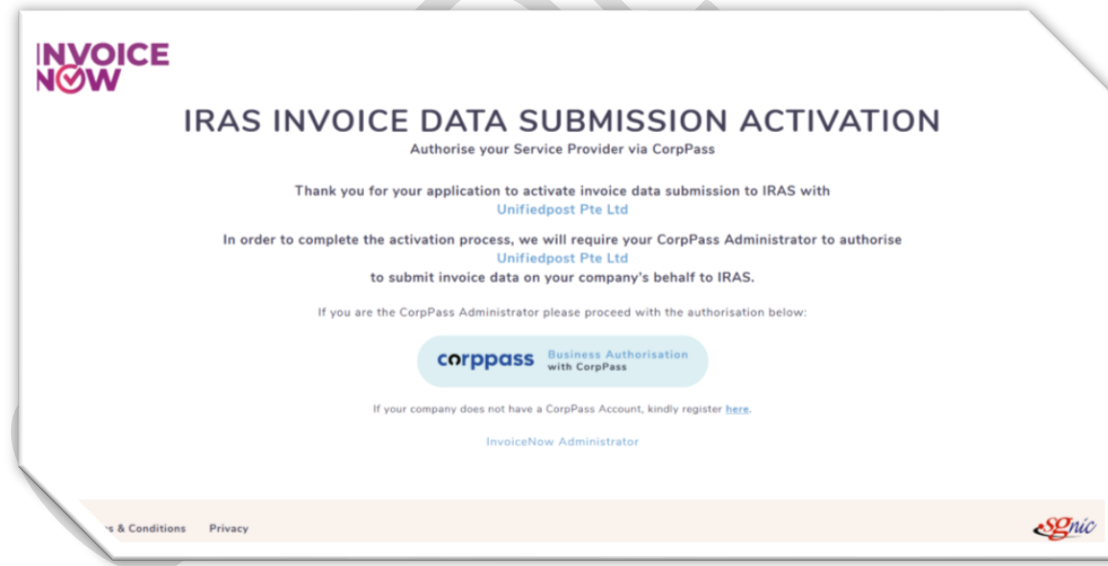
## 1.1 Activation with Singpass account

This section will discuss Company to activate C5 access using Singpass account.



A confirmation dialog box with a question mark icon on the left. The text reads "Did you have Singpass access?". At the bottom right, there are two buttons: "Yes" and "No".

Figure 2 Confirmation Singpass access



The page features the "INVOICE NOW" logo in the top left. The main heading is "IRAS INVOICE DATA SUBMISSION ACTIVATION" with the sub-heading "Authorise your Service Provider via CorpPass". The text explains that the user's application to activate invoice data submission to IRAS with Unifiedpost Pte Ltd is being processed, and requires their CorpPass Administrator to authorize Unifiedpost Pte Ltd to submit invoice data on their company's behalf to IRAS. A button labeled "corppass Business Authorisation with CorpPass" is provided for the administrator. A link is provided for companies without a CorpPass account. The footer includes "Terms & Conditions", "Privacy", and the "Sgnic" logo.

Figure 3 C5 Activation with Singpass authentication

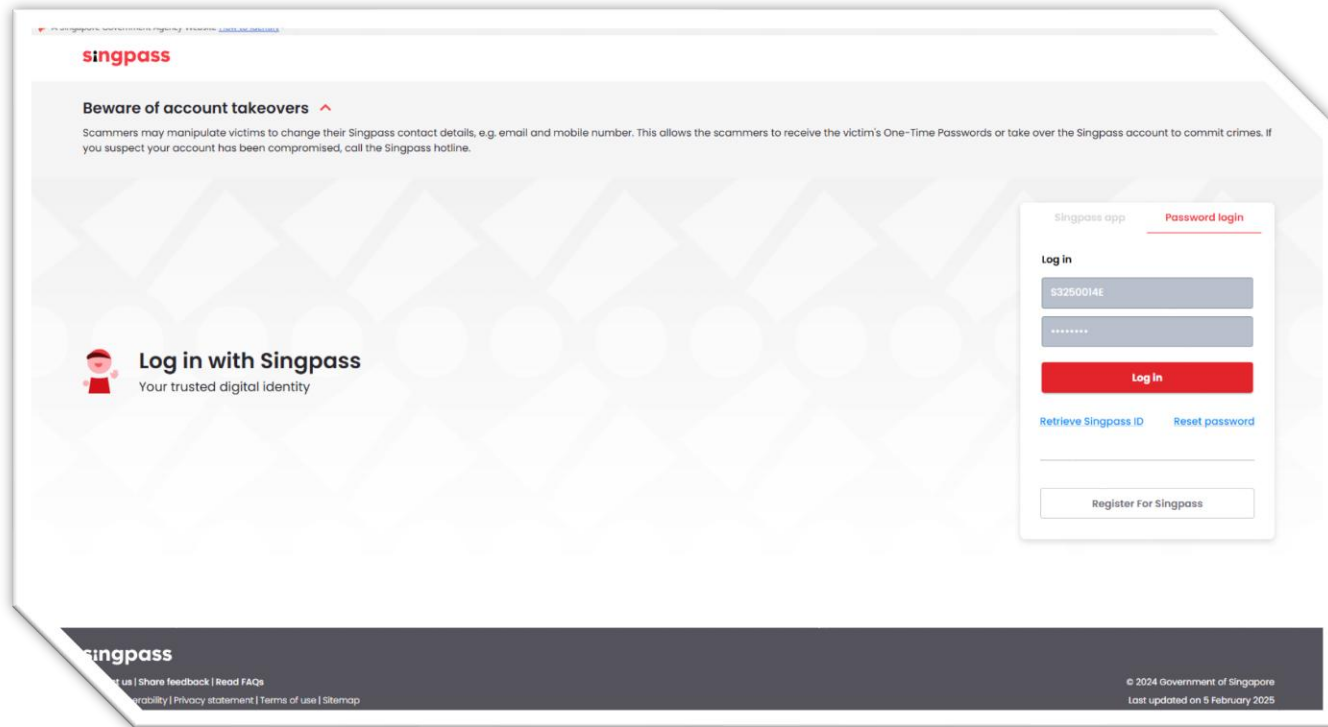


Figure 4 Log in to Singpass account for final step of C5 activation

1. Login to Singpass account for C5 Activation.
2. Activation have completed successfully.

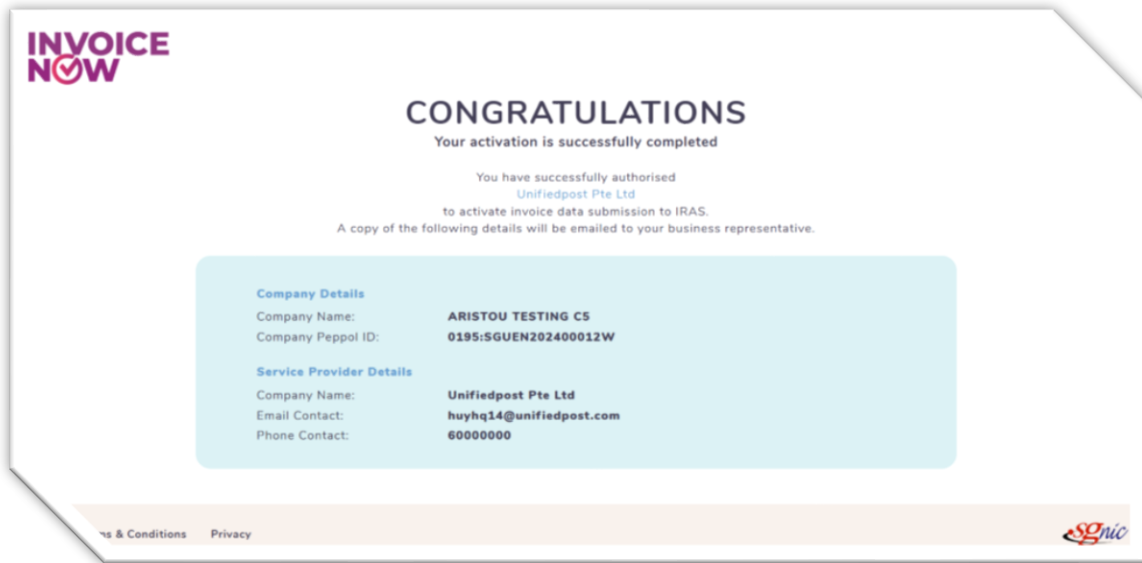


Figure 5 C5 activation successfully

CONFIDENTIAL

## 1.2 Retrieve the Peppol ID Information

The screenshot displays the 'Company Information' section of a Peppol Directory interface. At the top, there are navigation icons and a 'Saved' status. Below the title, there are four buttons: 'Refresh Peppol Client Data', 'Refresh C5 Status' (highlighted with a red box), 'Activate C5', and 'Deactivate C5'. To the right of these buttons are 'Related' and 'Fewer options' dropdown menus. The main area is divided into two columns of input fields. The left column contains fields for Address, Address 2, City, Post Code, Country/Region Code, Contact Name, and Phone No. The right column contains fields for GLN, Use GLN in Electronic Documents (a toggle switch), Picture (a logo for 'cronus'), Company UEN, and GST. Below this is the 'Peppol Directory' section, which contains fields for Peppol ID, Peppol Client Number, Peppol Platform ID, Peppol Client ID, UEN, and SG C5.

Company Information	
Address	420 North Bridge Road
Address 2	#05-38
City	Singapore
Post Code	SG-038988
Country/Region Code	SG
Contact Name	Adam Matteson
Phone No.	0666-666-6666
GLN	
Use GLN in Electronic Documents	<input type="checkbox"/>
Picture	
Company UEN	SGTSTARISTOUTEST02
GST	MX0199000G

Peppol Directory	
Peppol ID	0195SGUEN202400012W
Peppol Client Number	40015084
Peppol Platform ID	15
Peppol Client ID	15101
UEN	202400012W
SG C5	Inactivated

Figure 6 Use Refresh C5 Status to get latest C5 status

1. Navigate → Company Information → Refresh C5 Status.
2. Peppol Directory information such as Peppol ID, Peppol Client No, Peppol Platform ID and Peppol Client ID been updated.

Company Information

Refresh Peppol Client Data Refresh C5 Status Activate C5 Deactivate C5 Related Fewer options

Address 420 North Bridge Road GLN

Address 2 #05-38 Use GLN in Electronic Documents

City Singapore Picture

Post Code SG-038988

Country/Region Code SG

Contact Name Adam Matteson

Phone No. 0666-666-6666

SGTSTARISTOUTEST02

MX0199000G

**Peppol Directory**

Peppol ID 0195SGUEN202400012W Peppol Client ID 15101

Peppol Client Number 40015084 UEN 202400012W

Peppol Platform ID 15 SG C5 Activated

Company Aristou Pte. Ltd - IRAS Demo C5 Status has been updated.

OK

Figure 7 Latest C5 status reflected in system

3. SG C5 information field been updated as Activated.

### 1.3 Deactivate the C5 function at Business Central



#### Company Information

<a href="#">Refresh Peppol Client Data</a>	<a href="#">Refresh C5 Status</a>	<a href="#">Activate C5</a>	<a href="#">Deactivate C5</a>	Related ▾	Fewer options
Address	420 North Bridge Road	GLN			
Address 2	#05-38	Use GLN in Electronic Documents	<input type="checkbox"/>		
City	Singapore	Picture			
Post Code	SG-038988	Company UEN	SGTSTARISTOUTEST02		
Country/Region Code	SG	GST	MX0199000G		
Contact Name	Adam Matteson				
Phone No.	0666-666-6666				

#### Peppol Directory

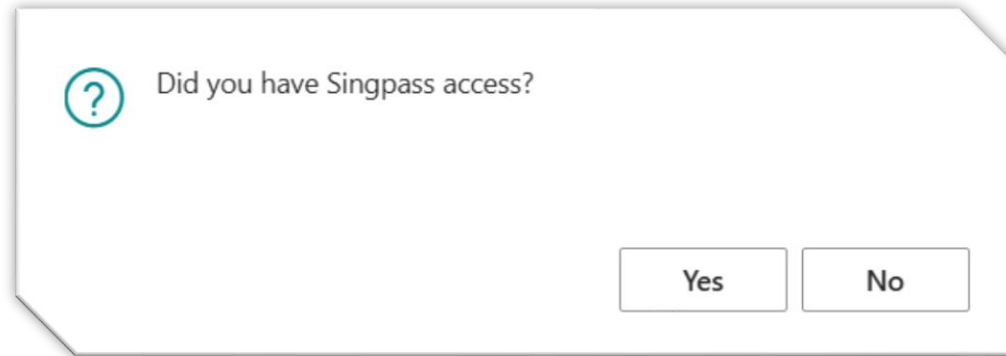
Peppol ID	0195SGUEN202400012W	Peppol Client ID	15101
Peppol Client Number	40015084	UEN	202400012W
Peppol Platform ID	15	SG C5	Activated

Figure 8 Trigger C5 Deactivation

This function allows to deactivate C5 function from Business Central.

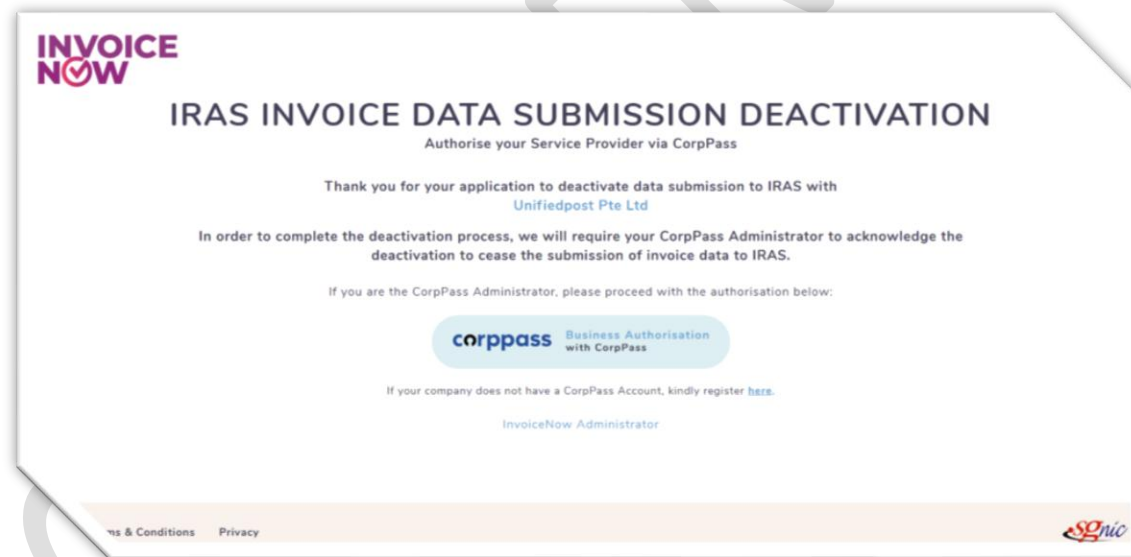
Navigate → Company information → Click Deactivate C5 function.

## 1.4 How to Deactivate C5 from Singpass Account



A confirmation dialog box with a question mark icon on the left. The text reads "Did you have Singpass access?". At the bottom right, there are two buttons: "Yes" and "No".

Figure 9 Confirmation Singpass access



The page features the "INVOICE NOW" logo in purple and pink at the top left. The main heading is "IRAS INVOICE DATA SUBMISSION DEACTIVATION" in bold black text, followed by the sub-heading "Authorise your Service Provider via CorpPass". The body text includes: "Thank you for your application to deactivate data submission to IRAS with [Unifiedpost Pte Ltd](#)", "In order to complete the deactivation process, we will require your CorpPass Administrator to acknowledge the deactivation to cease the submission of invoice data to IRAS.", and "If you are the CorpPass Administrator, please proceed with the authorisation below:". Below this is a blue "corppass" button with the text "Business Authorisation with CorpPass". A link is provided: "If your company does not have a CorpPass Account, kindly register [here](#).". At the bottom, it says "InvoiceNow Administrator". The footer contains "Terms & Conditions" and "Privacy" links on the left, and the "SGnic" logo on the right.

Figure 10 C5 Deactivation with Singpass authentication

## 2.Customer Registration

### 2.1 Customer register to Sesami

Customer Card ✓ Saved

C00420 · Aristou Test C5

[Home](#) | [Request Approval](#) | [New Document](#) | [Prices & Discounts](#) | [Customer](#) | [Report](#) | [Actions](#) | [Related](#) | [Reports](#) | [Automate](#) | [Fewer options](#)

[Contact](#) | [Merge With...](#) | [Register to Banqup](#) | [Activate PINT](#) | [Refresh C5 Status](#) | [Deactivate C5](#)

[Apply Template](#) | [Send Email](#) | [Refresh PINT Status](#) | [Deactivate PINT](#) | [Activate C5](#)

Name	Aristou Test C5	Blocked	
Balance (LCY)	0.00	Total Sales - Fiscal Year	0.00
Balance (LCY) As Vendor	0.00	Costs (LCY)	0.00
Balance Due (LCY)	0.00	Customer UEN	202400012W

#### Peppol Directory

Peppol ID		Peppol PINT CreditNote v1.0	Inactivated
Peppol Customer ID	0	SG PINT Invoice v1.0	Inactivated
Client Id	0	SG PINT CreditNote v1.0	Inactivated
UEN	202400012W	SG C5	Inactivated
Peppol PINT Invoice v1.0	Inactivated		

Figure 11 Register New Customer for InvoiceNow

1. Navigate Customer Card → Home → Click on Register to Sesami
2. Fill up UEN number into Customer Card.
3. Register to Sesami
4. After registration assigned Peppol ID and Client ID Customer card.

Customer Card ✓ Saved

## C00420 · Aristou Test C5

Home Request Approval New Document Prices & Discounts Customer Report Actions Related Reports Automate Fewer options

Contact Merge With... Register to Banqup Activate PINT Refresh C5 Status Deactivate C5

Apply Template Send Email Refresh PINT Status Deactivate PINT Activate C5

Name Aristou Test C5 Blocked

Balance (LCY) 0.00

Balance (LCY) As Vendor 0.00

Balance Due (LCY) 202400012W

**i** Customer Aristou Test C5 has been register to Peppol.

OK

### Peppol Directory

Peppol ID	0195:SGUEN202400012W	Peppol PINT CreditNote v1.0	Inactivated
Peppol Customer ID	47876	SG PINT Invoice v1.0	Inactivated
Client Id	15101	SG PINT CreditNote v1.0	Inactivated
UEN	202400012W	SG C5	Inactivated
Peppol PINT Invoice v1.0	Inactivated		

Figure 12 New Customer Registered to Peppol

## 2.2 Customer Activation PINT

Customer Card ✓ Saved

C00420 · Aristou Test C5

Home Request Approval New Document Prices & Discounts Customer Report Actions Related Reports Automate Fewer options

Contact Merge With... Register to Banqup **Activate PINT** Refresh C5 Status Deactivate C5

Apply Template Send Email Refresh PINT Status Deactivate PINT Activate C5

Name	Aristou Test C5	Blocked	
Balance (LCY)	0.00	Total Sales - Fiscal Year	0.00
Balance (LCY) As Vendor	0.00	Costs (LCY)	0.00
Balance Due (LCY)	0.00	Customer UEN	202400012W

**Peppol Directory**

Peppol ID	0195:SGUEN202400012W	Peppol PINT CreditNote v1.0	Inactivated
Peppol Customer ID	47876	SG PINT Invoice v1.0	Inactivated
Client Id	15101	SG PINT CreditNote v1.0	Inactivated
UEN	202400012W	SG C5	Inactivated
Peppol PINT Invoice v1.0	Inactivated		

Figure 13 Activate PINT Profiles

1. Navigate → Customer Card → Click Activate Peppol PINT for integration.

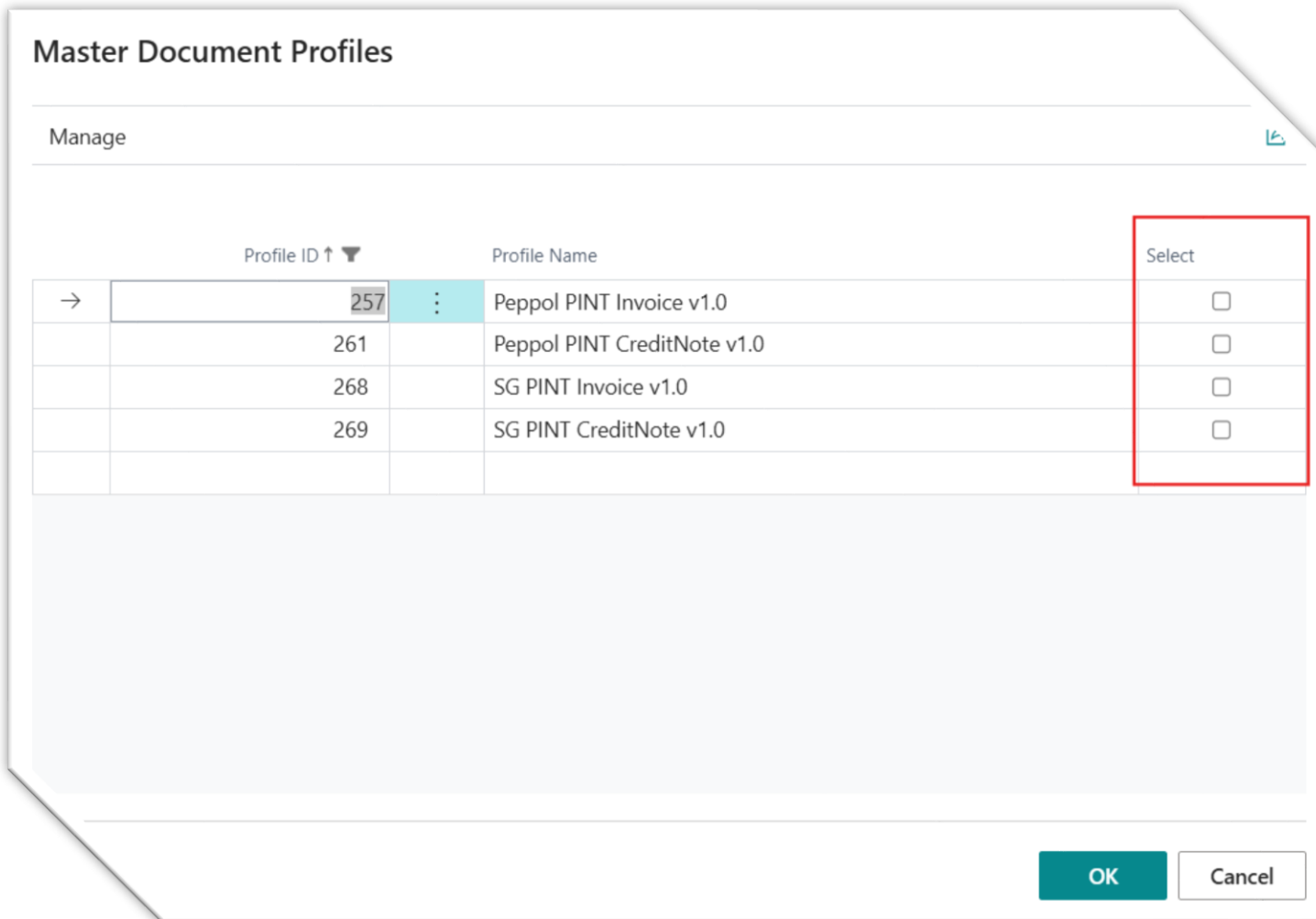
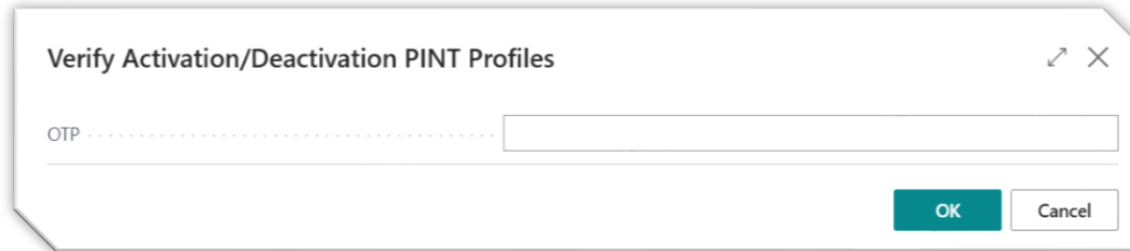


Figure 14 Choose Profiles to Activate

2. Link up master profile for PINT
3. Received OTP verification via email
4. Filled up OTP verification under PINT profiles



Verify Activation/Deactivation PINT Profiles

OTP

OK Cancel

Figure 15 Insert OTP Sent to Customer Email

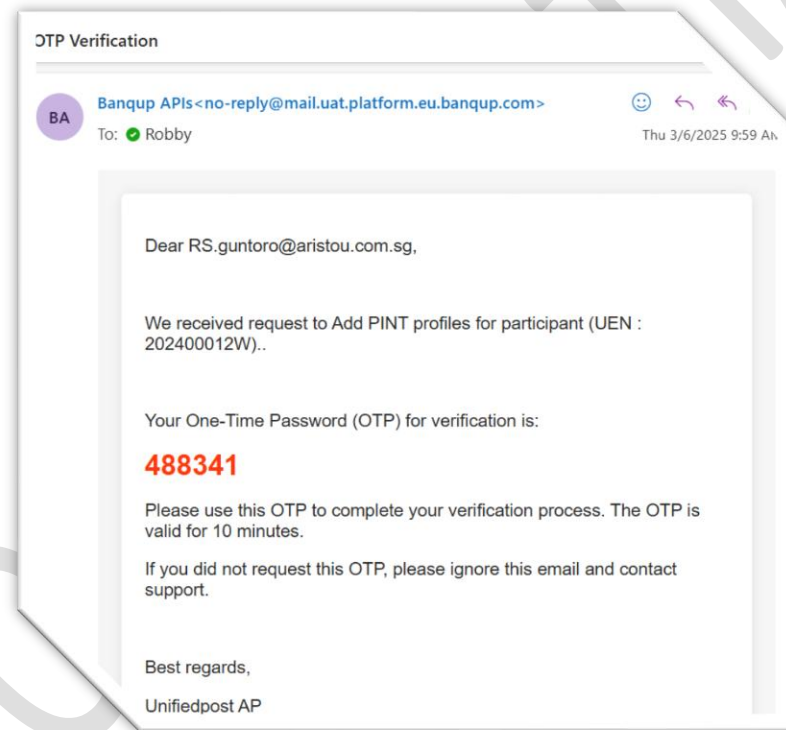


Figure 16 Email Received on Customer

Customer Card

C00420 · Aristou Test C5

Home Request Approval New Document Prices & Discounts Customer Report Actions Related Reports Automate Fewer options

Contact Merge With... Register to Banqup Activate PINT Refresh C5 Status Deactivate C5

Apply Template Send Email Refresh PINT Status Deactivate PINT Activate C5

Balance Due (LCY) 0.00 Customer LIEN 202400012W

Peppol Directory

Peppol ID 0195:SGUEN202400012W

Peppol Customer ID

Client Id 15101 SG PINT CreditNote v1.0

UEN 202400012W SG C5

Peppol PINT Invoice v1.0 Activated

Activated

Activated

Activated

Inactivated

Customer Aristou Test C5 has been successfully activate PINT Profiles.

OK

Figure 17 PINT Profiles Status Updated in System

5. After PINT registration Customer Card been activate with Peppol PINT.
6. Users will receive PINT profile activated email from Sesami.

Add PINT profiles completed



Banqup APIs <no-reply@mail.uat.platform.eu.banqup.com>

To:  Robby



Thu 3/6/2025 10:03 AM

Dear RS.guntoro@aristou.com.sg,

We are pleased to inform you that your request to Add PINT profiles for participant (UEN : 202400012W) has been successfully completed.

If you have any questions or require further assistance, please do not hesitate to contact us.

Best regards,  
Unifiedpost AP

*Figure 18 Customer will receive success notification on email*

## 2.3 Customer Card Activation on IRAS C5

Customer Card ✓ Saved

C00420 · Aristou Test C5

Home Request Approval New Document Prices & Discounts Customer Report Actions Related Reports Automate Fewer options

Contact Merge With... Register to Banqup Activate PINT Refresh C5 Status Deactivate C5

Apply Template Send Email Refresh PINT Status Deactivate PINT **Activate C5**

Balance Due (LCY) 0.00 Customer UEN 202400012W

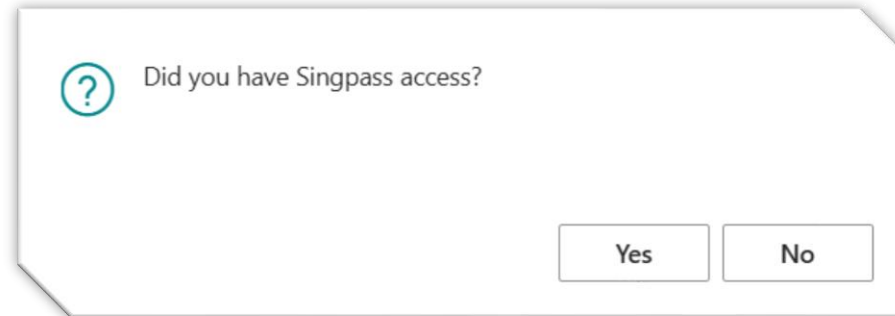
### Peppol Directory

Peppol ID	0195:SGUEN202400012W	Peppol PINT CreditNote v1.0	Activated
Peppol Customer ID	47876	SG PINT Invoice v1.0	Activated
Client Id	15101	SG PINT CreditNote v1.0	Activated
UEN	202400012W	<b>SG C5</b>	<b>Inactivated</b>
Peppol PINT Invoice v1.0	Activated		

Figure 19 Trigger C5 Activation

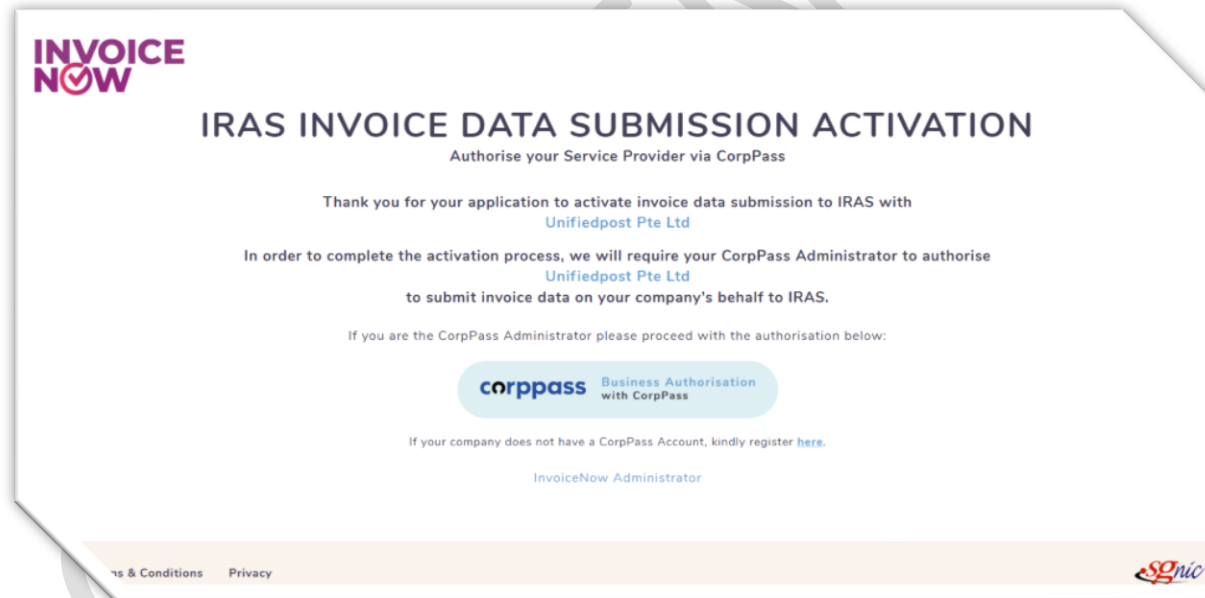
1. Navigate **Customer Card** → Home → Click → **Activate C5**
2. Proceed to active under the Singpass account

## 2.4 Customer Card Activation using Singpass account



A confirmation dialog box with a question mark icon and the text "Did you have Singpass access?". Below the text are two buttons: "Yes" and "No".

Figure 20 Confirmation Singpass access



The page features the "INVOICE NOW" logo in the top left. The main heading is "IRAS INVOICE DATA SUBMISSION ACTIVATION" with the sub-heading "Authorise your Service Provider via CorpPass". The text reads: "Thank you for your application to activate invoice data submission to IRAS with [Unifiedpost Pte Ltd](#). In order to complete the activation process, we will require your CorpPass Administrator to authorise [Unifiedpost Pte Ltd](#) to submit invoice data on your company's behalf to IRAS. If you are the CorpPass Administrator please proceed with the authorisation below:". A central button says "corppass Business Authorisation with CorpPass". Below it, it says "If your company does not have a CorpPass Account, kindly register [here](#)." and "InvoiceNow Administrator". The footer contains "Terms & Conditions", "Privacy", and the "Sonic" logo.

Figure 21 Singpass Authentication

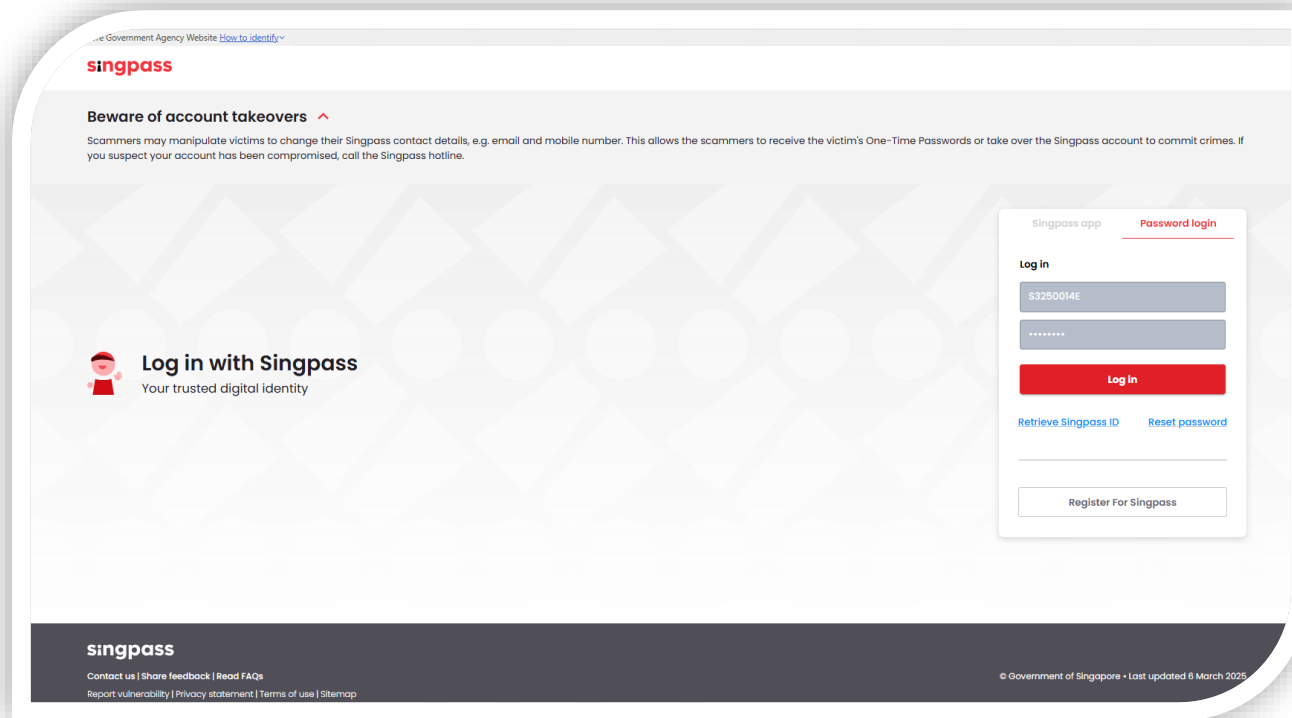


Figure 22 Singpass Login

1. Login to Singpass Portal
2. Activate the Customer account

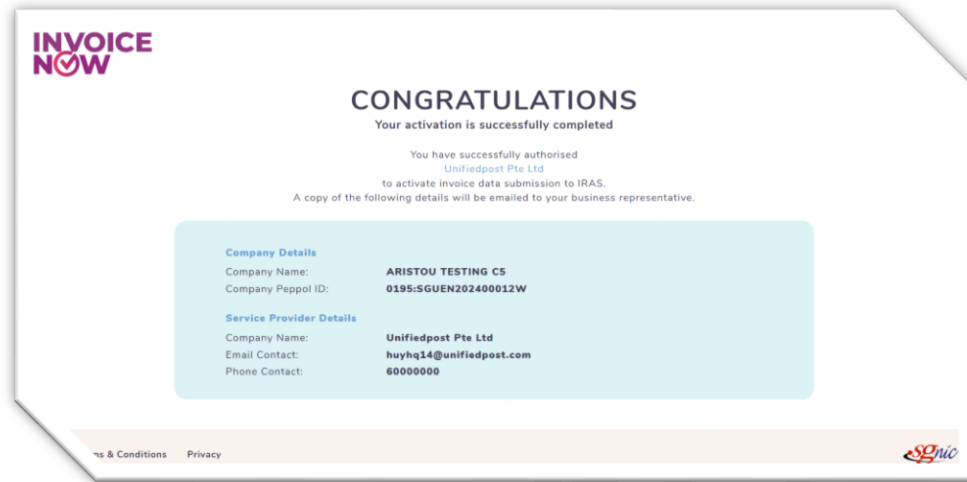


Figure 23 C5 Activation Success

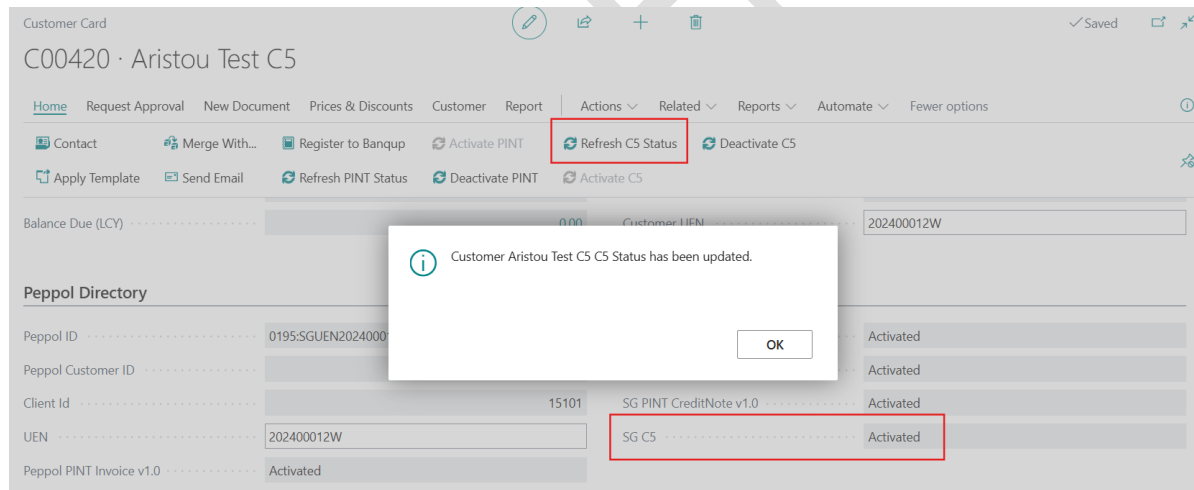


Figure 24 Use Refresh C5 Status to Reflect Latest C5 Status

- Refresh C5 Status then Customer Card been uploaded with C5 status such as **Activated**.
- IRAS C5 Activated.

### 3. Upload Sales Invoice XML Format to Sesami

Posted Sales Invoice ✓ Saved

103019 · Simplr Solutions

Home | Print/Send | Invoice | Incoming Document | Related | Automate | Fewer options

Update Document | Correct | Find entries... | Track Package | Change Payment Service | Send Invoice to PEPPOL... | **Export Package...**

---

No. ....	103019	Contact .....		Quote No. ....	
Customer .....	Simplr Solutions	Posting Date .....	3/6/2025	Order No. ....	101013
Valid for Sending Peppol .....	Yes	VAT Date .....	3/6/2025	Cancelled .....	No
Sent to Peppol .....	<input type="checkbox"/>	Due Date .....	4/5/2025	Closed .....	<input type="checkbox"/>
Peppol Directory Id .....	0	Promised Pay Date .....		Dispute Status .....	

**Learning Lab >**

---

Lines | Manage | Line 🔗 📄

➕ New Line | ✖ Delete Line 🔗

Type	No.	Item Reference No.	Description	Quantity	Unit of Measure Code	Unit Price Excl. VAT	Line Discount %	Line Amount Excl. VAT	Deferral Code	Appli... For Service Decla...	Salesperson Code	Purchaser Code
→ Item	1896-S		ATHENS Desk	2	PCS	649.40		1,298.80		<input type="checkbox"/>		
Item	1900-S		PARIS Guest Chair, black	3	PCS	125.10		375.30		<input type="checkbox"/>		

Invoice Discount Amount Excl. VAT --	0.00	Total VAT (SGD) .....	150.67
Total Excl. VAT (SGD) .....	1,674.10	Total Incl. VAT (SGD) .....	<b>1,824.77</b>

**Invoice Details >** SGD | 3/6/2025 | 30 DAYS

Figure 25 Export Package to generate XML file

Navigate → **Posted Sales Invoice** → Home → **Click Export Package**

1. XML file has generated for Sesami activation.

This XML file does not appear to have any style information associated with it. The document tree is shown below.

```
▼<Invoice xmlns:cac="urn:oasis:names:specification:ubl:schema:xsd:CommonAggregateComponents-2" xmlns:cbc="urn:oasis:names:specification:ubl:schema:xsd:CommonBasicComponents-2"
xmlns:ccts="urn:un:unece:uncefact:documentation:2" xmlns:ext="urn:oasis:names:specification:ubl:schema:xsd:CommonExtensionComponents-2"
xmlns:qdt="urn:oasis:names:specification:ubl:schema:xsd:QualifiedDatatypes-2" xmlns:udt="urn:un:unece:uncefact:data:specification:UnqualifiedDataTypesSchemaModule:2"
xmlns:xsd="http://www.w3.org/2001/XMLSchema" xmlns:xsi="http://www.w3.org/2001/XMLSchema-instance" xmlns="urn:oasis:names:specification:ubl:schema:xsd:Invoice-2">
  <cbc:CustomizationID>urn:peppol:pint:billing-1@sg-1:LocalTaxInvoice:sg:1.0</cbc:CustomizationID>
  <cbc:ProfileID>urn:peppol:bis:billing</cbc:ProfileID>
  <cbc:ID>103019</cbc:ID>
  <cbc:UUID>26A8457F-04E2-4D66-8C0C-DBC5A73BF9E9</cbc:UUID>
  <cbc:IssueDate>2025-03-06</cbc:IssueDate>
  <cbc:DueDate>2025-04-05</cbc:DueDate>
  <cbc:InvoiceTypeCode>380</cbc:InvoiceTypeCode>
  <cbc:Note>Thank you for order!</cbc:Note>
  <cbc:DocumentCurrencyCode>SGD</cbc:DocumentCurrencyCode>
  ▼<cac:OrderReference>
    <cbc:ID>TESTP0123</cbc:ID>
  </cac:OrderReference>
  ▼<cac:ContractDocumentReference>
    <cbc:ID>103019</cbc:ID>
  </cac:ContractDocumentReference>
  ▼<cac:AccountingSupplierParty>
    ▼<cac:Party>
      <cbc:EndpointID schemeID="0195">SGUEN202400012W</cbc:EndpointID>
      ▼<cac:PartyName>
        <cbc:Name>Aristou Test C5</cbc:Name>
      </cac:PartyName>
      ▼<cac:PostalAddress>
        <cbc:StreetName>420 North Bridge Road</cbc:StreetName>
        <cbc:AdditionalStreetName>#05-38</cbc:AdditionalStreetName>
        <cbc:CityName>Singapore</cbc:CityName>
        <cbc:PostalZone>SG-038988</cbc:PostalZone>
        <cbc:CountrySubentity>Singapore</cbc:CountrySubentity>
        ▼<cac:Country>
          <cbc:IdentificationCode>SG</cbc:IdentificationCode>
        </cac:Country>
      </cac:PostalAddress>
      ▼<cac:PartyTaxScheme>
        <cbc:CompanyID>180002904N</cbc:CompanyID>
        ▼<cac:TaxScheme>
          <cbc:ID>GST</cbc:ID>
        </cac:TaxScheme>
      </cac:PartyTaxScheme>
      ▼<cac:PartyLegalEntity>
        <cbc:RegistrationName>Aristou Test C5</cbc:RegistrationName>
        <cbc:CompanyID schemeID="0195">SGUEN202400012W</cbc:CompanyID>
      </cac:PartyLegalEntity>
    </cac:Party>
  </cac:AccountingSupplierParty>

```

Figure 26 XML File generated from Business Central

### 3.1 Upload the Sales Invoice XML file to Sesami

**PEPPOL Invoice Listing**

Sent Received

**Sent Invoice**

**Search Criteria**

Clear Search Export Request For Funding

Invoice No	<input type="text"/>	PO NO	<input type="text"/>
Invoice Date From	dd/mm/yyyy <input type="text"/>	Invoice Date To	dd/mm/yyyy <input type="text"/>
Status	All <input type="text"/>	Buyer Name	<input type="text"/>

Invoice No	Invoice Type	PO No	Buyer Name	Invoic...	Invoice Sent Date	Curr...	Total Amount	Status	ResponseStat...	C5Status		Copy
<a href="#">EINV-175</a>	PEPPOL INVOICE		ASEAN Cables Pte. Ltd.	08 Jan 2026	08 Jan 2026	SGD	76,300.00	Success	Acknowledged			
<a href="#">EINV-174</a>	PEPPOL INVOICE		ASEAN Cables Pte. Ltd.	08 Jan 2026	08 Jan 2026	SGD	65,400.00	Success	Acknowledged			
<a href="#">EINV-182</a>	PEPPOL INVOICE		Aristou SGTSTARIS00030C	08 Jan 2026	21 Jan 2026	SGD	707.85	Success				
<a href="#">EINV-176</a>	PEPPOL INVOICE		ASEAN Cables Pte. Ltd.	08 Jan 2026	08 Jan 2026	SGD	872.00	Success	Acknowledged			
<a href="#">EINV-183</a>	PEPPOL INVOICE		Aristou SGTSTARIS00030C	08 Jan 2026	21 Jan 2026	USD	580.21	Success				
<a href="#">EINV-178</a>	PEPPOL INVOICE		Aristou SGTSTARIS00030C	08 Jan 2026	13 Jan 2026	SGD	707.85	Success				
<a href="#">EINV-180</a>	PEPPOL INVOICE	JTC000EP...	Jurong Town Corporation	07 Jan 2026	13 Jan 2026	SGD	50.00	Success	Rejected			
<a href="#">EINV-168</a>	PEPPOL INVOICE	JTC000EP...	Jurong Town Corporation	07 Jan 2026	07 Jan 2026	SGD	50.00	Success	Rejected			
<a href="#">EINV-165</a>	PEPPOL INVOICE		Aristou SGTSTARIS00030C	07 Jan 2026	07 Jan 2026	SGD	54,500.00	Success				
<a href="#">EINV-170</a>	PEPPOL INVOICE		ASEAN Cables Pte. Ltd.	07 Jan 2026	08 Jan 2026	SGD	21,800.00	Success	Acknowledged			

1 - 10 of 54 records      Show 10 records      < Prev 1 2 3 4 5 Next >

Figure 27 Upload XML file generated from Business Central to Sesami

## PEPPOL Invoice Listing

Sent
Received

### Sent Invoice

**Search Criteria**

Clear Search Export Request For Funding

Invoice No	<input type="text"/>	PO NO	<input type="text"/>
Invoice Date From	<input type="text" value="dd/mm/yyyy"/>	Invoice Date To	<input type="text" value="dd/mm/yyyy"/>
Status	<input type="text" value="All"/>	Buyer Name	<input type="text"/>

Invoice No	Invoice Type	PO No	Buyer Name	Invoic...	Invoice Sent Date	Curr...	Total Amount	Status	ResponseStat...	C5Status	Copy
<a href="#">EINV-175</a>	PEPPOL INVOICE		ASEAN Cables Pte. Ltd.	08 Jan 2026	08 Jan 2026	SGD	76,300.00	Success	Acknowledged		
<a href="#">EINV-174</a>	PEPPOL INVOICE		ASEAN Cables Pte. Ltd.	08 Jan 2026	08 Jan 2026	SGD	65,400.00	Success	Acknowledged		
<a href="#">EINV-182</a>	PEPPOL INVOICE		Aristou SGTSTARIS00030C	08 Jan 2026	21 Jan 2026	SGD	707.85	Success			
<a href="#">EINV-176</a>	PEPPOL INVOICE		ASEAN Cables Pte. Ltd.	08 Jan 2026	08 Jan 2026	SGD	872.00	Success	Acknowledged		
<a href="#">EINV-183</a>	PEPPOL INVOICE		Aristou SGTSTARIS00030C	08 Jan 2026	21 Jan 2026	USD	580.21	Success			
<a href="#">EINV-178</a>	PEPPOL INVOICE		Aristou SGTSTARIS00030C	08 Jan 2026	13 Jan 2026	SGD	707.85	Success			
<a href="#">EINV-180</a>	PEPPOL INVOICE	JTC000EP...	Jurong Town Corporation	07 Jan 2026	13 Jan 2026	SGD	50.00	Success	Rejected		
<a href="#">EINV-168</a>	PEPPOL INVOICE	JTC000EP...	Jurong Town Corporation	07 Jan 2026	07 Jan 2026	SGD	50.00	Success	Rejected		
<a href="#">EINV-165</a>	PEPPOL INVOICE		Aristou SGTSTARIS00030C	07 Jan 2026	07 Jan 2026	SGD	54,500.00	Success			
<a href="#">EINV-170</a>	PEPPOL INVOICE		ASEAN Cables Pte. Ltd.	07 Jan 2026	08 Jan 2026	SGD	21,800.00	Success	Acknowledged		

1 - 10 of 54 records
Show  records

← ← Prev 1 2 3 4 5 Next → →

Figure 28 Successfully upload to Sesami

After uploading XML format of Sesami integrated Customer will receive Sales Invoice in their portal.

From there Business Central able to send all the respective customers Sales Invoice directly to Sesami.

## 4.Retrieve the Sales Invoice from Peppol Directory

*Figure 29 Go to Business Central and open Accts. Sales (Sales Invoices)*

Navigate → E Invoice → Peppol Directory → Click Accts. Sales (Sales Invoices)→ Retrieve Sales Invoice from Sesami.

*Figure 30 Retrieve Sales Invoices data from Sesami*

Retrieve Sales Invoice detail from Business Central. Then submit to Peppol and IRAS.

### 4.1 Retrieve Sales Invoice Detail

*Figure 31 Open the Invoice detail by clicking on Peppol Directory ID*

CONFIDENTIAL

# 249512 · Simplr Solutions · unconfirmed

InvoiceNow | Navigate | Automate ▾ | Fewer options

## General

Peppol Directory Id	249512	Client Number	40015084
Sales Invoice UUID	udr-06da12252fe54d209cbb05ea029b56c0	Amount	1,824.77
Sales Invoice Number	103019	Platform Id	15
Client UUID	52b1ec97-cb9f-4cea-8655-56959b2db2f9	Customer Name	Simplr Solutions
Client Debtor Number	ATUC00410	IRAS Acknowledgement ID	
Debtor UUID	ffb581ca-40a4-439e-a506-08a8fe37a6d1	Transmission ID	
Debtor Number	CUST-007		

Lines | New Line | Delete Line

Peppol Directory Id ↑	Sales Invoice UUID	Sales Invoice Number	Line Id ↑	Service Name	Description	Quantity	Price	VAT
→ 249512	udr-06da12252fe5...	103019	427750	1896-S	ATHENS Desk	2.00	649.40	9.00
249512	udr-06da12252fe5...	103019	427751	1900-S	PARIS Guest Chair, black	3.00	125.10	9.00

Figure 32 Detail information of the Invoice

CONFIDENTIAL

# 249512 · Simplr Solutions · unconfirmed

InvoiceNow

Navigate

Automate ▾

Fewer options



📧 Send to PEPPOL

📧 Send to IRAS

📧 Send to PEPPOL and IRAS

🔄 Retrieve Invoice Events



Peppol Directory Id	249512	Client Number	40015084
Sales Invoice UUID	udr-06da12252fe54d209cbb05ea029b56c0	Amount	1,824.77
Sales Invoice Number	103019	Platform Id	15
Client UUID	52b1ec97-cb9f-4cea-8655-56959b2db2f9	Customer Name	Simplr Solutions
Client Debtor Number	ATUC00410	IRAS Acknowledgement ID	
Debtor UUID	ffb581ca-40a4-439e-a506-08a8fe37a6d1	Transmission ID	
Debtor Number	CUST-007		

Figure 33 Choose the Delivery Channel

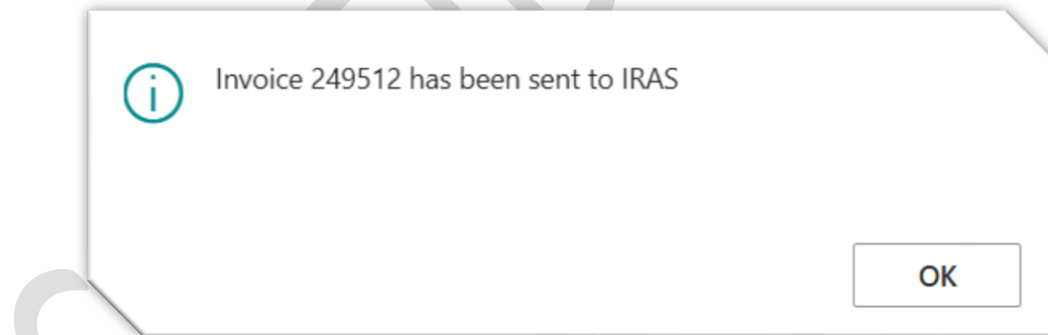


Figure 34 Success Message when choose Sent to IRAS

## 4.2 Retrieve the Sales Invoice Acknowledgement

Sales Invoice



# 249512 · Simplr Solutions · unconfirmed

InvoiceNow

Navigate

Automate

Fewer options

Send to PEPPOL

Send to IRAS

Send to PEPPOL and IRAS

Retrieve Invoice Events

Peppol Directory Id ..... 249512

Sales Invoice UUID ..... udr-06da12252fe54d209cbb05ea029...

Sales Invoice Number ..... 103019

Client UUID ..... 52b1ec97-cb9f-4cea-8655-56959b2d...

Client Debtor Number ..... ATUC00410

Debtor UUID ..... ffb581ca-40a4-439e-a506-08a8fe37a...

Debtor Number ..... CUST-007

Client Number ..... 40015084

Amount ..... 1,824.77

Platform Id ..... 15

Customer Name ..... Simplr Solutions

IRAS Acknowledgement ID .. 250307-89368d8e-7729-4a66-ad59-...

Transmission ID ..... 26A8457F-04E2-4D66-8C0C-DBC5A...

Figure 35 Retrieve Invoice Events to get Acknowledgement ID and Transmission ID

1. Getting Confirmation from IRAS → Click **Retrieve Invoice Events**.
2. IRAS Acknowledgement ID and Transmission ID been updated.

## 4.3 Upload the Sales Credit Memo XML file to Sesami

Posted Sales Credit Memo ✓ Saved

104005 · Simplr Solutions

Home | Print/Send | Credit Memo | Incoming Document | More options

Update Document | Find entries... | Track Package | **Export Package...**

### General Show more

No.	104005	Contact	
Customer	Simplr Solutions	Posting Date	3/6/2025
Valid for Sending Peppol	Yes	VAT Date	3/6/2025
Sent to Peppol	<input type="checkbox"/>	Document Date	3/6/2025
Peppol Directory Id	0	External Document No.	TESTPO123

### Lines Manage | Line

New Line | Delete Line | Deferral Schedule

Type	No.	Item Reference No.	Description	Return Reason Code	Quantity	Unit of Measure Code	Unit Cost (LCY)	Unit Price Excl. VAT	Line Amount Excl. VAT	Line Discount %	Deferral Code	App... For Serv... Decl...	Salesperson Code
→ Comment	:		Inv. No. 103019 - Sht. No. 102...				0.00					<input type="checkbox"/>	
Item	1896-S		ATHENS Desk		2	PCS	506.60	1,005.574	2,011.15			<input type="checkbox"/>	
Item	1900-S		PARIS Guest Chair, black		3	PCS	97.50	193.713	581.14			<input type="checkbox"/>	

Invoice Discount Amount Excl. VAT	0.00	Total VAT (EUR)	233.31
Total Excl. VAT (EUR)	2,592.29	Total Incl. VAT (EUR)	<b>2,825.60</b>

Figure 36 Export Package to generate XML

1. Generate XML file from Business Central.
2. Navigate → Posted Sales Credit Memo → Export Package.
3. XML file has generated.
4. Upload File into Sesami.

This XML file does not appear to have any style information associated with it. The document tree is shown below.

```
▼<CreditNote xmlns:cac="urn:oasis:names:specification:ubl:schema:xsd:CommonAggregateComponents-2" xmlns:cbc="urn:oasis:names:specification:ubl:schema:xsd:CommonBasicComponents-2"
xmlns:ccts="urn:un:unece:uncefact:documentation:2" xmlns:ext="urn:oasis:names:specification:ubl:schema:xsd:CommonExtensionComponents-2"
xmlns:qdt="urn:oasis:names:specification:ubl:schema:xsd:QualifiedDatatypes-2" xmlns:udt="urn:un:unece:uncefact:data:specification:UnqualifiedDataTypesSchemaModule:2"
xmlns:xsd="http://www.w3.org/2001/XMLSchema" xmlns:xsi="http://www.w3.org/2001/XMLSchema-instance" xmlns="urn:oasis:names:specification:ubl:schema:xsd:CreditNote-2">
  <cbc:CustomizationID>urn:peppol:pint:billing-1@sg-1:LocalTaxInvoice:sg:1.0</cbc:CustomizationID>
  <cbc:ProfileID>urn:peppol:bis:billing</cbc:ProfileID>
  <cbc:ID>104005</cbc:ID>
  <cbc:UUID>1FB22DF9-C5B9-4B10-942E-21EC19CCDBFB</cbc:UUID>
  <cbc:IssueDate>2025-03-06</cbc:IssueDate>
  <cbc:CreditNoteTypeCode>381</cbc:CreditNoteTypeCode>
  <cbc:DocumentCurrencyCode>EUR</cbc:DocumentCurrencyCode>
  <cbc:TaxCurrencyCode>SGD</cbc:TaxCurrencyCode>
  ▼<cac:OrderReference>
    <cbc:ID>TESTP0123</cbc:ID>
  </cac:OrderReference>
  ▼<cac:BillingReference>
    ▼<cac:InvoiceDocumentReference>
      <cbc:ID>103019</cbc:ID>
      <cbc:IssueDate>2025-03-06</cbc:IssueDate>
    </cac:InvoiceDocumentReference>
  </cac:BillingReference>
  ▼<cac:ContractDocumentReference>
    <cbc:ID>104005</cbc:ID>
  </cac:ContractDocumentReference>
  ▼<cac:AdditionalDocumentReference>
    <cbc:ID>SGD</cbc:ID>
    <cbc:DocumentTypeCode>sgdtotal-excl-gst</cbc:DocumentTypeCode>
    <cbc:DocumentDescription>1674.1</cbc:DocumentDescription>
  </cac:AdditionalDocumentReference>
  ▼<cac:AdditionalDocumentReference>
    <cbc:ID>SGD</cbc:ID>
    <cbc:DocumentTypeCode>sgdtotal-incl-gst</cbc:DocumentTypeCode>
    <cbc:DocumentDescription>1824.77</cbc:DocumentDescription>
  </cac:AdditionalDocumentReference>
  ▼<cac:AccountingSupplierParty>
    ▼<cac:Party>
      <cbc:EndpointID schemeID="0195">SGUEN202400012W</cbc:EndpointID>
      ▼<cac:PartyName>
        <cbc:Name>Aristou Test C5</cbc:Name>
      </cac:PartyName>
      ▼<cac:PostalAddress>
        <cbc:StreetName>420 North Bridge Road</cbc:StreetName>
        <cbc:AdditionalStreetName>#05-38</cbc:AdditionalStreetName>
        <cbc:CityName>Singapore</cbc:CityName>
        <cbc:PostalZone>SG-038988</cbc:PostalZone>
```

Figure 37 Exported XML Result

Figure 38 Upload Exported XML to Sesami

## 4.4 Retrieve the Sales Credit Memo from Peppol Directory



My Account

Private Hubs

e-PO

e-Invoice

e-Invoice MY

e-Invoice SG

### Upload Invoice

Back

\*Indicates a required field.

Download Invoice Template

Click [here](#) to download the invoice template.

Upload New Invoice

Select File to upload:\*  No file chosen

Note:

Acceptable file formats are .xlsx, .xls only.

File upload allows only 10 MB per file.

Figure 39 Retrieve Latest AR from Sesami in BC

Figure 40 Open Detail Page by Clicking on Peppol Directory ID

← Sales Invoice/Credit Note



# 249889 · Simplr Solutions · unconfirmed

InvoiceNow | Navigate | Automate | Fewer options

- Send to PEPPOL
- Send to IRAS
- Send to PEPPOL and IRAS
- Retrieve Invoice Events

Peppol Directory Id	249889	Client Number	40015084
Sales Invoice UUID	udr-e9fbd1dcf4894d7cad4835d52e720996	Amount	2,825.60
Sales Invoice Number	104005	Platform Id	15
Client UUID	52b1ec97-cb9f-4cea-8655-56959b2db2f9	Customer Name	Simplr Solutions
Client Debtor Number	ATUC00410	IRAS Acknowledgement ID	
Debtor UUID	ffb581ca-40a4-439e-a506-08a8fe37a6d1	Transmission ID	
Debtor Number	CUST-007		

Lines | New Line | Delete Line

Peppol Directory Id	Sales Invoice UUID	Sales Invoice Number	Line Id	Service Name	Description	Quantity	Price	VAT
→ 249889	udr-e9fbd1dcf4894...	104005	428274	1896-S	ATHENS Desk	2.00	1,005.57	9.00
249889	udr-e9fbd1dcf4894...	104005	428275	1900-S	PARIS Guest Chair, black	3.00	193.71	9.00

Figure 41 Choose delivery channel to send out Credit Note

← Sales Invoice/Credit Note

# 249889 · Simplr Solutions · unconfirmed

[InvoiceNow](#) | [Navigate](#) | [Automate](#) | [Fewer options](#)

- Send to PEPPOL
- Send to IRAS
- Send to PEPPOL and IRAS
- Retrieve Invoice Events

Peppol Directory Id	249889	Client Number	40015084
Sales Invoice UUID	udr-e9fbd1dcf4894d7cad4835d52e720996	Amount	2,825.60
Sales Invoice Number	104005	Platform Id	15
Client UUID	52b1ec97-cb9f-4cea-8655-56959b2db2f9	Customer Name	Simplr Solutions
Client Debtor Number	ATUC00410	IRAS Acknowledgement ID	
Debtor UUID	ffb581ca-40a4-439e-a506-08a8fe37a6d1	Transmission ID	
Debtor Number	CUST-007		

Figure 42 Retrieve Invoice Events

CONFIDENTIAL

## 4.5 Retrieve the Sales Credit Memo Events

Dynamics 365 Business Central

Environment: dev

Sales Invoice/Credit Note

249889 · Simplr Solutions · unconfirmed

InvoiceNow | **Navigate** | Automate | Fewer options

**Events** | Get XML Peppol File

Peppol Directory Id	249889	Client Number	40015084
Sales Invoice UUID	udr-e9fbd1dcf4894d7cad4835d52e720996	Amount	2,825.60
Sales Invoice Number	104005	Platform Id	15
Client UUID	52b1ec97-cb9f-4cea-8655-56959b2db2f9	Customer Name	Simplr Solutions
Client Debtor Number	ATUC00410	IRAS Acknowledgement ID	
Debtor UUID	ffb581ca-40a4-439e-a506-08a8fe37a6d1	Transmission ID	
Debtor Number	CUST-007		

**Lines** | New Line | Delete Line

Peppol Directory Id ↑	Sales Invoice UUID	Sales Invoice Number	Line Id ↑	Service Name	Description	Quantity	Price	VAT
→ 249889	udr-e9fbd1dcf4894...	104005	428274	1896-S	ATHENS Desk	2.00	1,005.57	9.00
249889	udr-e9fbd1dcf4894...	104005	428275	1900-S	PARIS Guest Chair, black	3.00	193.71	9.00

Figure 43 Events to see all events related to this Credit Note

1. Click Navigate → Event → Peppol Sales Invoice Event.
2. Show timeline events record under the Peppol Sales Invoice Event.

Transaction Timestamp	Message
→ 3/13/2025 1:45 PM	Feedback from Tax Authority delivery_to_service_failed on 2025-03-13T05:45:20Z tax_authority_singapore: Delivery to service failed. IRASC5-015: [IRASC5-015]-If the Invoice currency code (IBT-005) is not 'SGD', the Invoice MUST have exactly one Additional Supporting Document as follows: Document type code (BT-SG-001) MUST be 'sgdtotal-excl-gst', Supporting document description MUST be provided, Invoiced object identifier MUST be 'SGD'. for document with UUID: 311A10A0-CDFE-46C4-8BBF-628D8AA10716
3/13/2025 1:45 PM	pdf_compression_skipped
3/13/2025 1:44 PM	customer_update_succeed
3/13/2025 1:44 PM	matched_customer_1_56
3/13/2025 1:44 PM	received_outgoing_upload

Figure 44 See all the timeline of this Credit Note

# 5.Upload Purchase Invoice XML Format to Sesami

## 5.1 Upload the Purchase Invoice XML file to Sesami

Posted Purchase Invoice

108030 · MSC Pte Ltd

Home | Print/Send | Invoice | Incoming Document | Related | Automate | Fewer options

Update Document | Find entries... | Correct | **Export Package...**

**General** Show more

Vendor ..... MSC Pte Ltd      VAT Date ..... 3/13/2025

Contact .....      Due Date ..... 3/13/2025

Posting Date ..... 3/13/2025      Vendor Invoice No. .... INV13032025

Lines | Manage | Line ↗ 🔗

New Line ➕ Delete Line ✖ 🔗

Type	No.	Item Reference No.	Description	Quantity	Unit of Measure Code	Direct Unit Cost Excl. VAT	Unit Price (LCY)	Line Discount %	Line Amou Excl. V
→ Item	1896-S		ATHENS Desk	5	PCS	506.60	649.40		2,533.

Figure 45 PI Export Package

1. Navigate → Posted Purchase Invoice → Export Package.
2. XML file has generated.
3. Upload XML file to Sesami

This XML file does not appear to have any style information associated with it. The document tree is shown below.

```
▼<Invoice xmlns:cac="urn:oasis:names:specification:ubl:schema:xsd:CommonAggregateComponents-2" xmlns:cbc="urn:oasis:names:specification:ubl:schema:xsd:CommonBasicComponents-2"
xmlns:ccts="urn:un:unece:uncefact:documentation:2" xmlns:ext="urn:oasis:names:specification:ubl:schema:xsd:CommonExtensionComponents-2"
xmlns:qdt="urn:oasis:names:specification:ubl:schema:xsd:QualifiedDatatypes-2" xmlns:udt="urn:un:unece:uncefact:data:specification:UnqualifiedDataTypesSchemaModule:2"
xmlns:xsd="http://www.w3.org/2001/XMLSchema" xmlns:xsi="http://www.w3.org/2001/XMLSchema-instance" xmlns="urn:oasis:names:specification:ubl:schema:xsd:Invoice-2">
  <cbc:CustomizationID>urn:peppol:pint:billing-1@sg-1:LocalTaxInvoice:sg:1.0</cbc:CustomizationID>
  <cbc:ProfileID>urn:peppol:bis:Payables</cbc:ProfileID>
  <cbc:ID>108030</cbc:ID>
  <cbc:UUID>705BA7A8-FE41-49DE-BF4C-C9703411361C</cbc:UUID>
  <cbc:IssueDate>2025-03-13</cbc:IssueDate>
  <cbc:DueDate>2025-03-13</cbc:DueDate>
  <cbc:InvoiceTypeCode>380</cbc:InvoiceTypeCode>
  <cbc:DocumentCurrencyCode>SGD</cbc:DocumentCurrencyCode>
  ▼<cac:OrderReference>
    <cbc:ID>INV13032025</cbc:ID>
  </cac:OrderReference>
  ▼<cac:ContractDocumentReference>
    <cbc:ID>108030</cbc:ID>
  </cac:ContractDocumentReference>
  ▼<cac:AccountingSupplierParty>
    ▼<cac:Party>
      <cbc:EndpointID schemeID="0195">SGUEN202400006H</cbc:EndpointID>
      ▼<cac:PartyIdentification>
        <cbc:ID schemeID="0195">SGUEN202400006H</cbc:ID>
      </cac:PartyIdentification>
      ▼<cac:PartyName>
        <cbc:Name>MSC Pte Ltd</cbc:Name>
      </cac:PartyName>
      ▼<cac:PostalAddress>
        <cbc:StreetName>Central road 56</cbc:StreetName>
        <cbc:CityName>Singapore</cbc:CityName>
        <cbc:PostalZone>054321</cbc:PostalZone>
        <cbc:CountrySubentity>Singapore</cbc:CountrySubentity>
        ▼<cac:Country>
          <cbc:IdentificationCode>SG</cbc:IdentificationCode>
        </cac:Country>
      </cac:PostalAddress>
      ▼<cac:PartyTaxScheme>
        <cbc:CompanyID>209012345P</cbc:CompanyID>
        ▼<cac:TaxScheme>
          <cbc:ID>GST</cbc:ID>
        </cac:TaxScheme>
      </cac:PartyTaxScheme>
      ▼<cac:PartyLegalEntity>
        <cbc:RegistrationName>MSC Pte Ltd</cbc:RegistrationName>
        <cbc:CompanyID schemeID="0195">SGUEN202400006H</cbc:CompanyID>
```

Figure 46 PI XML Result

## Upload Invoice

[Back](#)

\*Indicates a required field.

<b>Download Invoice Template</b>	
Click <a href="#">here</a> to download the invoice template.	
<b>Upload New Invoice</b>	
Select File to upload:*	<input type="button" value="Choose File"/> No file chosen
	<input type="button" value="Upload"/>
<b>Note:</b>	
Acceptable file formats are .xlsx, .xls only.	
File upload allows only 10 MB per file.	

Figure 47 Upload Exported XML to Sesami

CONFIDENTIAL

## 6. Retrieve the Purchase Invoice from Peppol Directory

Dynamics 365 Business Central

Environment: dev

Aristou Test C5 | E-Invoice | IRAS Integration | Finance | Cash Management | Sales | Purchasing | Shopify | All Reports

Accounts Payable (Purchase Invoices/Credit Notes): All | + New | Delete | Edit List | Synchronize | InvoiceNow

Retrieve Purchase Invoices/Credit Notes from Peppol

Peppol Directory Id	Purchase Invoice Number	Creditor Number	Amount	Currency Code	Invoice Date	Due Date	Status	Approval Status	Accounting Status	Original Invoice Number
<a href="#">249562</a>	f9699	SUPP-001	1,635...	SGD	7/15/2024	7/15/2024	unpaid	Accepted		
<a href="#">249777</a>	108027	SUPP-001	1,104...	SGD	3/11/2025	3/11/2025	unpaid	Accepted		
<a href="#">249803</a>	108028	SUPP-001	1,656...	SGD	3/12/2025	3/19/2025	unpaid	Accepted		
<a href="#">249929</a>	108030	SUPP-001	2,760...	SGD	3/13/2025	3/13/2025	uploaded			

Figure 48 Refresh AP in BC and Open the detail

CONFIDENTIAL

## 6.1 Accept or Refuse Supplier Invoice

Dynamics 365 Business Central

Environment: dev

Purchase Invoice/Credit Note

249929

InvoiceNow | Navigate | More options

Accept | Refuse | Retrieve Invoice Events

Peppol Directory Id	249929	Amount	2,760.97
Purchase Invoice UUID	udr-278de9f980c344c486e015b058c5dc7e	Platform Id	15
Purchase Invoice Number	108030	IRAS Acknowledgement ID	
Creditor Number	SUPP-001	Transmission ID	
Client Number	40015084		

Lines | New Line | Delete Line

Peppol Directory Id	Purchase Invoice UUID	Purchase Invoice Number	Line Id	Service Name	Description	Quantity	Price	VAT
→ 249929	udr-278de9f980c3...	108030	428348	ATHENS Desk		5.00	506.60	9.00

Figure 49 Choose to Accept or Refuse this PI

1. Navigate → Click Retrieve Purchase/ Credit Note from Peppol.
2. Click → Detail Supplier Invoice will be populated in Business Central.
3. Accept or Refuse Supplier Invoice.

249929

InvoiceNow | Navigate | More options



✔ Accept | ✕ Refuse | **🔄 Retrieve Invoice Events**



Peppol Directory Id	249929	Amount	2,760.97
Purchase Invoice UUID	udr-278de9f980c344c486e015b058c5dc7e	Platform Id	15
Purchase Invoice Number	108030	IRAS Acknowledgement ID	
Creditor Number	SUPP-001	Transmission ID	
Client Number	40015084		

Lines | 📄 New Line | ✕ Delete Line



Peppol Directory Id ↑	Purchase Invoice UUID	Purchase Invoice Number	Line Id ↑	Service Name	Description	Quantity	Price	VAT
→ 249929	udr-278de9f980c3...	108030	428348	ATHENS Desk		5.00	506.60	9.00

Figure 50 Retrieve Invoice Events

4. After clicking action (Accept or Refuse) → Click the Invoice event.
5. IRAS Acknowledgement ID and Transaction ID will be updated

249929

InvoiceNow | Navigate | More options



General

Peppol Directory Id	249929	Amount	2,760.97
Purchase Invoice UUID	udr-278de9f980c344c486e015b058c5dc7e	Platform Id	15
Purchase Invoice Number	108030	IRAS Acknowledgement ID	250313-94916043-9d69-4002-9606-907440f0d9d8-s0...
Creditor Number	SUPP-001	Transmission ID	705BA7A8-FE41-49DE-BF4C-C9703411361C
Client Number	40015084		

Lines | 📄 New Line | ✖ Delete Line



Peppol Directory Id ↑	Purchase Invoice UUID	Purchase Invoice Number	Line Id ↑	Service Name	Description	Quantity	Price	VAT
→ 249929	udr-278de9f980c3...	108030	428348	ATHENS Desk		5.00	506.60	9.00

Figure 51 Get IRAS Acknowledgement ID



## 6.2 Retrieve the Purchase Invoice Events

Purchase Invoice/Credit Note

249929

InvoiceNow [Navigate](#) | More options

**Events** Get XML Peppol File

Peppol Directory Id	249929	Amount	2,760.97
Purchase Invoice UUID	udr-278de9f980c344c486e015b058c5dc7e	Platform Id	15
Purchase Invoice Number	108030	IRAS Acknowledgement ID	250313-94916043-9d69-4002-9606-907440f0d9d8-s0...
Creditor Number	SUPP-001	Transmission ID	705BA7A8-FE41-49DE-BF4C-C9703411361C
Client Number	40015084		

**Lines** | [New Line](#) | [Delete Line](#)

Peppol Directory Id ↑	Purchase Invoice UUID	Purchase Invoice Number	Line Id ↑	Service Name	Description	Quantity	Price	VAT
→ 249929	udr-278de9f980c3...	108030	428348	ATHENS Desk		5.00	506.60	9.00

Figure 52 Navigate to Events to see Invoice Timeline

1. Click Navigate → Event → Peppol Purchas Invoice/Credit Note Event.
2. Show timeline events record under the Peppol Purchase Invoice Event.



Transaction Timestamp	Message
→ 3/13/2025 4:34 PM	Feedback from Tax Authority delivered_by_service on 2025-03-13T08:34:46Z No errors. tax_authority_singapore: Delivered by service. for document with UUID: 705BA7A8-FE41-49DE-BF4C-C9703411361C Acknowledgement ID: 250313-94916043-9d69-4002-9606-907440f0d9d8-s001 Transmission ID: 705BA7A8-FE41-49DE-BF4C-C9703411361C
3/13/2025 4:34 PM	Feedback from Tax Authority delivered_to_service on 2025-03-13T08:34:45Z No errors. tax_authority_singapore: Delivered to service. for document with UUID: 705BA7A8-FE41-49DE-BF4C-C9703411361C Acknowledgement ID: 250313-94916043-9d69-4002-9606-907440f0d9d8-s001 Transmission ID: 705BA7A8-FE41-49DE-BF4C-C9703411361C
3/13/2025 4:34 PM	archived
3/13/2025 4:34 PM	approve_invoice_reception
3/13/2025 4:23 PM	pdf_compression_skipped

Figure 53 Invoice Timeline



## 6.3 Upload the Purchase Credit Memo XML file to Sesami

Posted Purchase Credit Memo ✓ Saved

109002 · MSC Pte Ltd

[Home](#) [Print/Send](#) [Credit Memo](#) [Incoming Document](#) | [More options](#)

[Find entries...](#) **[Export Package...](#)**

[New Line](#) [Delete Line](#) [Deferral Schedule](#)

Type	No.	Item Reference No.	Description	Return Reason Code	Quantity	Unit of Measure Code	Direct Unit Cost Excl. VAT	Unit Price (LCY)	Line Discount %
→ <a href="#">Comment</a>	:		Inv. No. 108030 - Rcpt. No. 107...					0.00	
Item	1896-S		ATHENS Desk		5	PCS	506.60	649.40	

Invoice Discount Amount Excl. VAT	0.00	Total VAT (SGD)	227.97
Total Excl. VAT (SGD)	2,533.00	Total Incl. VAT (SGD)	<b>2,760.97</b>

Figure 54 Purchase Credit Memo Export

1. Navigate → Posted Purchase Credit Memo → Click Export Package.
2. XML file has generated.
3. Upload XML file into Sesami.

This XML file does not appear to have any style information associated with it. The document tree is shown below.

```
▼<CreditNote xmlns:cac="urn:oasis:names:specification:ubl:schema:xsd:CommonAggregateComponents-2" xmlns:cbc="urn:oasis:names:specification:ubl:schema:xsd:CommonBasicComponents-2"
xmlns:ccts="urn:un:unece:uncefact:documentation:2" xmlns:ext="urn:oasis:names:specification:ubl:schema:xsd:CommonExtensionComponents-2"
xmlns:qdt="urn:oasis:names:specification:ubl:schema:xsd:QualifiedDatatypes-2" xmlns:udt="urn:un:unece:uncefact:data:specification:UnqualifiedDataTypesSchemaModule:2"
xmlns:xsd="http://www.w3.org/2001/XMLSchema" xmlns:xsi="http://www.w3.org/2001/XMLSchema-instance" xmlns="urn:oasis:names:specification:ubl:schema:xsd:CreditNote-2">
  <cbc:CustomizationID>urn:peppol:pint:billing-1@sg-1:LocalTaxInvoice:sg:1.0</cbc:CustomizationID>
  <cbc:ProfileID>urn:peppol:bis:Payables</cbc:ProfileID>
  <cbc:ID>109002</cbc:ID>
  <cbc:UUID>D58501B5-0125-4C8A-8696-00B24176ED68</cbc:UUID>
  <cbc:IssueDate>2025-03-13</cbc:IssueDate>
  <cbc:CreditNoteTypeCode>381</cbc:CreditNoteTypeCode>
  <cbc:Note>Correction</cbc:Note>
  <cbc:DocumentCurrencyCode>SGD</cbc:DocumentCurrencyCode>
  ▼<cac:ContractDocumentReference>
    <cbc:ID>109002</cbc:ID>
  </cac:ContractDocumentReference>
  ▼<cac:AccountingSupplierParty>
    ▼<cac:Party>
      <cbc:EndpointID schemeID="0195">SGUEN202400006H</cbc:EndpointID>
      ▼<cac:PartyIdentification>
        <cbc:ID schemeID="0195">SGUEN202400006H</cbc:ID>
      </cac:PartyIdentification>
      ▼<cac:PartyName>
        <cbc:Name>MSC Pte Ltd</cbc:Name>
      </cac:PartyName>
      ▼<cac:PostalAddress>
        <cbc:StreetName>Central road 56</cbc:StreetName>
        <cbc:CityName>Singapore</cbc:CityName>
        <cbc:PostalZone>054321</cbc:PostalZone>
        <cbc:CountrySubentity>Singapore</cbc:CountrySubentity>
        ▼<cac:Country>
          <cbc:IdentificationCode>SG</cbc:IdentificationCode>
        </cac:Country>
      </cac:PostalAddress>
      ▼<cac:PartyTaxScheme>
        <cbc:CompanyID>209012345P</cbc:CompanyID>
        ▼<cac:TaxScheme>
          <cbc:ID>GST</cbc:ID>
        </cac:TaxScheme>
      </cac:PartyTaxScheme>
      ▼<cac:PartyLegalEntity>
        <cbc:RegistrationName>MSC Pte Ltd</cbc:RegistrationName>
        <cbc:CompanyID schemeID="0195">SGUEN202400006H</cbc:CompanyID>
      </cac:PartyLegalEntity>
    </cac:Party>
  </cac:AccountingSupplierParty>
```

Figure 55 Purchase Credit Memo XML Result

## Upload Invoice

[Back](#)

\*Indicates a required field.

**Download Invoice Template**

Click [here](#) to download the invoice template.

---

**Upload New Invoice**

Select File to upload.\*  No file chosen

**Note:**

Acceptable file formats are .xlsx, .xls only.

File upload allows only 10 MB per file.

## PEPPOL Invoice Listing

[Sent](#) [Received](#)

**Received Invoice**

**Search Criteria**

				<a href="#">Clear</a> <a href="#">Search</a> <a href="#">Export</a>
Invoice No	<input type="text"/>	PO NO	<input type="text"/>	
Invoice Date From	<input type="text" value="dd/mm/yyyy"/>	Invoice Date To	<input type="text" value="dd/mm/yyyy"/>	
Supplier Name	<input type="text"/>			

Invoice No	Invoice Type	PO No	Supplier Name	Invo...	Invoice Receive...	Curr...	Total Amo...	Response Status	C5Status		
<a href="#">ACPL-AR-P2526-0072</a>	PEPPOL INVOICE		ASEAN Cableship Pte. Ltd.	08 Jan 2026	08 Jan 2026	SGD	4,360.00				
<a href="#">ACPL-AR-P2526-0073</a>	PEPPOL INVOICE		ASEAN Cableship Pte. Ltd.	08 Jan 2026	08 Jan 2026	SGD	5,450.00				
<a href="#">ACPL-AR-P2526-0076</a>	PEPPOL INVOICE		ASEAN Cableship Pte. Ltd.	08 Jan 2026	08 Jan 2026	SGD	7,630.00				
<a href="#">ACPL-AR-P2526-0074</a>	PEPPOL INVOICE		ASEAN Cableship Pte. Ltd.	08 Jan 2026	08 Jan 2026	SGD	6,540.00				
<a href="#">ACPL-AR-P2526-0075</a>	PEPPOL INVOICE		ASEAN Cableship Pte. Ltd.	08 Jan 2026	08 Jan 2026	SGD	7,630.00				
<a href="#">ACPL-AR-P2526-0071</a>	PEPPOL INVOICE		ASEAN Cableship Pte. Ltd.	08 Jan 2026	08 Jan 2026	SGD	3,270.00				
<a href="#">ACPL-AR-P2526-0070</a>	PEPPOL INVOICE		ASEAN Cableship Pte. Ltd.	07 Jan 2026	07 Jan 2026	SGD	1,090.00				

Figure 56 Purchase Credit Memo Upload Sesami

## 6.4 Retrieve the Purchase Credit Memo from Peppol Directory

Aristou Test C5 | E-Invoice ▾ IRAS Integration ▾ Finance ▾ Cash Management ▾ Sales ▾ Purchasing ▾ Shopify ▾ | All Reports | ☰

Accounts Payable (Purchase Invoices/Credit Notes): All ▾ | 🔄 🔍 📄 | + New 🗑️ Delete 🛠️ Edit List Synchronize ▾ InvoiceNow ▾ ... 📄 🔍 📄 ⓘ 📄

Peppol Directory Id ↑	Purchase Invoice Number	Creditor Number	Amount	Currency Code	Invoice Date	Due Date	Status	Approval Status	Accounting Status	Original Invoice Number
<u>249562</u>	f9699	SUPP-001	1,635...	SGD	7/15/2024	7/15/2024	unpaid	<b>Accepted</b>		
249777	108027	SUPP-001	1,104...	SGD	3/11/2025	3/11/2025	unpaid	<b>Accepted</b>		
249803	108028	SUPP-001	1,656...	SGD	3/12/2025	3/19/2025	unpaid	<b>Accepted</b>		
249929	108030	SUPP-001	2,760...	SGD	3/13/2025	3/13/2025	unpaid	<b>Accepted</b>		
<u>250089</u>	109002	SUPP-001	2,760...	SGD	3/13/2025	3/13/2025	uploaded			

Figure 57 Refresh BC and Open Account Payable Detail

CONFIDENTIAL

250089

[InvoiceNow](#) | [Navigate](#) | [More options](#) 

Accept  Refuse  Retrieve Invoice Events 

Peppol Directory Id	250089	Amount	2,760.97
Purchase Invoice UUID	udr-b538fc8c265b446186cb6dcbe5d34f9b	Platform Id	15
Purchase Invoice Number	109002	IRAS Acknowledgement ID	
Creditor Number	SUPP-001	Transmission ID	
Client Number	40015084		





Lines		 New Line	 Delete Line						 
Peppol Directory Id ↑	Purchase Invoice UUID	Purchase Invoice Number	Line Id ↑	Service Name	Description	Quantity	Price	VAT	
→ 250089	udr-b538fc8c265b...	109002	428551	ATHENS Desk		5.00	506.60	9.00	

Figure 58 Choose Accept or Refuse Purchase Credit Memo

CONFIDENTIAL

## 6.5 Accept or Refuse Supplier Credit Memo

Purchase Invoice/Credit Note



250089

InvoiceNow | Navigate | More options

Accept
  Refuse
  Retrieve Invoice Events

Peppol Directory Id	250089	Amount	2,760.97
Purchase Invoice UUID	udr-b538fc8c265b446186cb6dcbe5d34f9b	Platform Id	15
Purchase Invoice Number	109002	IRAS Acknowledgement ID	
Creditor Number	SUPP-001	Transmission ID	
Client Number	40015084		

Lines | New Line | Delete Line

Peppol Directory Id ↑	Purchase Invoice UUID	Purchase Invoice Number	Line Id ↑	Service Name	Description	Quantity	Price	VAT
→ 250089	udr-b538fc8c265b...	109002	428551	ATHENS Desk		5.00	506.60	9.00

Figure 59 Retrieve Events

250089

InvoiceNow | Navigate | More options



General

Peppol Directory Id	250089	Amount	2,760.97
Purchase Invoice UUID	udr-b538fc8c265b446186cb6dcbe5d34f9b	Platform Id	15
Purchase Invoice Number	109002	IRAS Acknowledgement ID	250313-e34da56e-c615-4f0b-b35b-37165227d527-s0...
Creditor Number	SUPP-001	Transmission ID	D58501B5-0125-4C8A-8696-00B24176ED68
Client Number	40015084		

Lines | New Line | Delete Line

Peppol Directory Id ↑	Purchase Invoice UUID	Purchase Invoice Number	Line Id ↑	Service Name	Description	Quantity	Price	VAT
→ 250089	udr-b538fc8c265b...	109002	428551	ATHENS Desk		5.00	506.60	9.00

Figure 60 Get IRAS Acknowledgement ID

COM

## 6.6 Retrieve the Purchase Credit Memo Events

Purchase Invoice/Credit Note



250089

InvoiceNow [Navigate](#) | More options



- Events**
- Get XML Peppol File

Peppol Directory Id	250089	Amount	2,760.97
Purchase Invoice UUID	udr-b538fc8c265b446186cb6dcb5d34f9b	Platform Id	15
Purchase Invoice Number	109002	IRAS Acknowledgement ID	250313-e34da56e-c615-4f0b-b35b-37165227d527-s0...
Creditor Number	SUPP-001	Transmission ID	D58501B5-0125-4C8A-8696-00B24176ED68
Client Number	40015084		

**Lines** | [New Line](#) | [Delete Line](#)

Peppol Directory Id ↑	Purchase Invoice UUID	Purchase Invoice Number	Line Id ↑	Service Name	Description	Quantity	Price	VAT
→ 250089	udr-b538fc8c265b...	109002	428551	ATHENS Desk		5.00	506.60	9.00

Figure 61 Navigate Events to Show Timeline

Transaction Timestamp	Message
→ 3/13/2025 11:12 PM	Feedback from Tax Authority delivered_by_service on 2025-03-13T15:12:03Z No errors. tax_authority_singapore: Delivered by service. for document with UUID: D58501B5-0125-4C8A-8696-00B24176ED68 Acknowledgement ID: 250313-e34da56e-c615-4f0b-b35b-37165227d527-s001 Transmission ID: D58501B5-0125-4C8A-8696-00B24176ED68
3/13/2025 11:12 PM	Feedback from Tax Authority delivered_to_service on 2025-03-13T15:12:02Z No errors. tax_authority_singapore: Delivered to service. for document with UUID: D58501B5-0125-4C8A-8696-00B24176ED68 Acknowledgement ID: 250313-e34da56e-c615-4f0b-b35b-37165227d527-s001 Transmission ID: D58501B5-0125-4C8A-8696-00B24176ED68
3/13/2025 11:11 PM	archived
3/13/2025 11:11 PM	approve_invoice_reception
3/13/2025 11:09 PM	pdf_compression_skipped

Figure 62 PCN Timeline

1. Click Navigate → Event → Peppol Purchas Invoice/Credit Note Event.
2. Show timeline events record under the Peppol Purchase Credit Note Event.

## 7. Get XML Peppol file

Purchase Invoice/Credit Note

250092

InvoiceNow [Navigate](#) | More options

Events **Get XML Peppol File**

Peppol Directory Id	250092	Amount	1,635.00
Purchase Invoice UUID	udr-b3329f0522bd4effbbd04929dc...	Platform Id	15
Purchase Invoice Number	b8c6b	IRAS Acknowledgement ...	250313-98a55c2a-4d32-4ae4-8e6d...
Creditor Number	SUPP-001	Transmission ID	9fdc8a23a3c14117993e7664f962fa...
Client Number	40015084		

Lines | [New Line](#) | [Delete Line](#)

Peppol Directory Id ↑	Purchase Invoice UUID	Purchase Invoice Number	Line Id ↑	Service Name	Description
→ 250092	udr-b3329f0522bd...	b8c6b	428555	Apples	
250092	udr-b3329f0522bd...	b8c6b	428556	Bananas	

Figure 63 Get Peppol XML File

1. Navigate → Purchase Invoice/ Credit Note Page → Click Get XML Peppol File
2. XML file has saved to registered storage palace.

250092

InvoiceNow | Navigate | More options

General

Peppol Directory Id	250092	Amount	1,635.00
Purchase Invoice UUID	udr-b3329f0522bd4effbbd04929d...	Platform Id	15
Purchase Invoice Number	b8c6b	IRAS Acknowledgement ...	250313-98a55c2a-4d32-4ae4-8e6d...
Creditor Number	SUPP-001	Transmission ID	9fdc8a23a3c14117993e7664f962fa...
Client Number	40015084		

**File Storage**

https://storage.googleapis.com/gcs-aqxxktey-be-community-storage-uat/54wyprpb8zwfzddf4p3r65cit51?GoogleAccessId=sa-banqup-gcs-com-uat-be@pi-bu-banauo-uat-

Lines | New Line | Delete Line

Peppol Directory Id ↑	Purchase Invoice UUID	Purchase Invoice Number	Line Id ↑	Service Name	Description
→ 250092	udr-b3329f0522bd...	b8c6b	428555	Apples	
250092	udr-b3329f0522bd...	b8c6b	428556	Bananas	

Figure 64 Added to File Storage Parts

CONFIDENTIAL

This XML file does not appear to have any style information associated with it. The document tree is shown below.

```
▼<Invoice xmlns="urn:oasis:names:specification:ubl:schema:xsd:Invoice-2" xmlns:cac="urn:oasis:names:specification:ubl:schema:xsd:CommonAggregateComponents-2"
xmlns:cbc="urn:oasis:names:specification:ubl:schema:xsd:CommonBasicComponents-2" xmlns:ccts="urn:un:unece:uncefact:documentation:2"
xmlns:ext="urn:oasis:names:specification:ubl:schema:xsd:CommonExtensionComponents-2" xmlns:qdt="urn:oasis:names:specification:ubl:schema:xsd:QualifiedDatatypes-2"
xmlns:udt="urn:un:unece:uncefact:data:specification:UnqualifiedDataTypesSchemaModule:2" xmlns:xsd="http://www.w3.org/2001/XMLSchema" xmlns:xsi="http://www.w3.org/2001/XMLSchema-instance">
  <cbc:CustomizationID>urn:peppol:pint:billing-1@sg-1:LocalTaxInvoice:sg:1.0</cbc:CustomizationID>
  <!-- BT-24 -->
  <cbc:ProfileID>urn:peppol:bis:Payables</cbc:ProfileID>
  <!-- BT-23 -->
  <cbc:ID>b8c6b</cbc:ID>
  <!-- BT-1 -->
  <cbc:UUID>9fdc8a23a3c14117993e7664f962fa27Mar1303</cbc:UUID>
  <cbc:IssueDate>2024-07-15</cbc:IssueDate>
  <!-- BT-2 -->
  <cbc:DueDate>2024-09-14</cbc:DueDate>
  <!-- BT-9 -->
  <cbc:InvoiceTypeCode>380</cbc:InvoiceTypeCode>
  <!-- BT-3 -->
  <cbc:Note>test note</cbc:Note>
  <!-- BT-22 -->
  <cbc:DocumentCurrencyCode>SGD</cbc:DocumentCurrencyCode>
  <!-- BT-5 -->
  ▼<cac:OrderReference>
    <cbc:ID>450235963</cbc:ID>
    <!-- BT-13 -->
  </cac:OrderReference>
  ▼<cac:AdditionalDocumentReference>
    <cbc:ID>Peppol Invoice Type D.pdf</cbc:ID>
    ▼<cac:Attachment>
      <cbc:EmbeddedDocumentBinaryObject filename="Peppol Invoice Type D.pdf"
      mimeType="application/pdf">JVBERi0xLjUKJelz9MKCjEgMCBvYmoKPdVvHlwZSAvQ2F0YXVzZwovUGFnZXMKL0tpZHMgWzMGMCBSXQovQ291bnQgMT4+CmVuZG9iagoKNCAwIG9iago8PC
      </cbc:EmbeddedDocumentBinaryObject>
    </cac:Attachment>
  </cac:AdditionalDocumentReference>
  ▼<cac:AccountingSupplierParty>
    ▼<cac:Party>
      <cbc:EndpointID schemeID="0195">SGUEN202400006H</cbc:EndpointID>
      ▼<cac:PostalAddress>
        <cbc:StreetName>Central road 56</cbc:StreetName>
        <!-- BT-50 -->
        <cbc:CityName>Singapore</cbc:CityName>
        <!-- BT-52 -->
        <cbc:PostalZone>054321</cbc:PostalZone>
        <!-- BT-53 -->
        <cbc:CountrySubentity>Singapore</cbc:CountrySubentity>
```

Figure 65 Click the File Storage Link to download XML File